

# Uncovering Hidden Biases in an Investment Portfolio

By Ashish Dewan, CFA, CFP and Salvatore D'Angelo, CFA

## Summary

- Understanding potential hidden biases in investment portfolios requires looking beyond historical risk/return metrics.
- A comprehensive analysis reviewing the portfolio's key exposures, performing scenario analysis and a forward-looking assessment is critical to evaluate a portfolio's quality relative to its benchmark and/or an investment alternative.
- Vanguard is able to partner with professional investors to help them uncover potential hidden portfolio biases and help them achieve their investment goals.

A strong investment proposition is critical to the success of any investor. It is the foundation on which good client relationships can develop and flourish. But how can you be sure that you've got it right?

The path to building an optimal portfolio in line with a client's goals and risk tolerance can be fraught with risk and complexity. A portfolio that is simple on the outside can harbour biases, gaps and concentrations that may only become apparent when it fails to behave as expected. Ultimately, that can lead to some uncomfortable conversations.

Suboptimal portfolio construction may result in persistent underperformance relative to a benchmark, failure to behave as expected in given market conditions, or high relative costs. Other issues may be less obvious. For example, the choice of benchmark can distort performance measurement. Approaching portfolio construction by conducting a multi-lens review may result in better client outcomes.

## Historical (ex-post) Risk/Return

Let's look at a portfolio, Portfolio ZZZ, as an example of how unintended consequences can impact portfolio performance. Lower current yields can sometimes lead investors to search for yield and take on unintended risks which may not match their risk tolerance. In this instance, the client's objective for Portfolio ZZZ is to generate a sustainable 5% total return, comprised primarily of income, by investing in high dividend equities and high yield fixed income holdings. The portfolio is measured against its blended policy benchmark which has an allocation of 70% to global high dividend equities and 30% to global high yield bonds. The portfolio is comprised of eight actively managed funds, across various sub-asset classes and manager styles. It has outperformed the benchmark over the past five years, with a similar risk profile and a slightly lower max drawdown – a strong track record.

Name	Return	Standard derivation	Sharpe Ratio	Maximum Drawdown	Cost
Portfolio ZZZ	6.15	8.93	0.66	-7.50	0.52
Benchmark	4.09	8.91	0.43	-8.06	N/A

Portfolio ZZZ appears to be a well-constructed portfolio that is meeting its objective, which is to generate a 5% total return, relying primarily on income over the long-term. But before making a decision on the merits of Portfolio ZZZ, let's see how it compares to an alternative, Portfolio AAA, shown in the table below:

Name	Return	Standard deviation	Sharpe Ratio	Maximum Drawdown	Cost
Portfolio AAA	5.48	7.95	0.65	-6.75	0.28

Portfolio AAA is not a typical "income-focused" portfolio, but rather a broadly diversified portfolio, with a similar strategic asset allocation. The portfolio is comprised of 70% global stocks and 30% global bonds, employing a core-satellite approach using six underlying building blocks. We can see that Portfolio AAA and Portfolio ZZZ are similar in terms of risk and reward, with Portfolio ZZZ having better returns but greater standard deviation and higher drawdowns. From a cost perspective, we note that Portfolio ZZZ has a higher weighted average expense ratio, 0.52% vs. 0.28%. Yet, those fees appear to be reasonable since the returns are net of fees. Before we make a definitive conclusion on the merit of the additional cost, let's look under the hood of the portfolio to better understand the portfolio's construct.

### Strategic Asset Allocation

Let's first take a look at the broad asset allocation of the two portfolios and the benchmark:

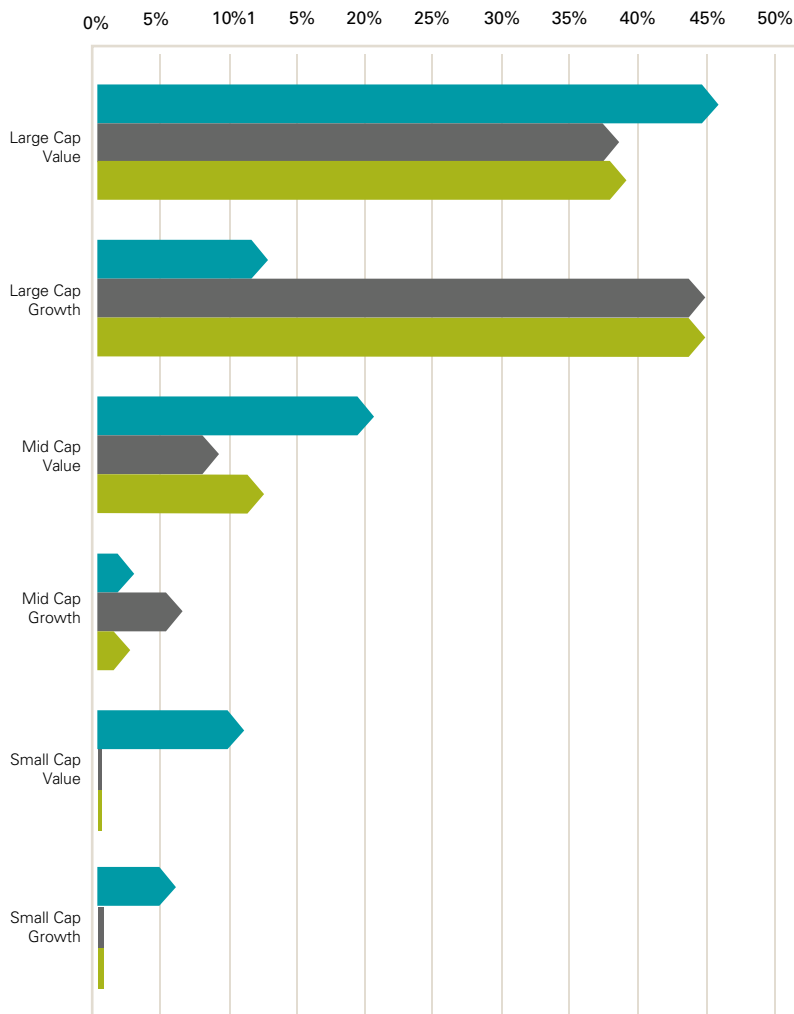
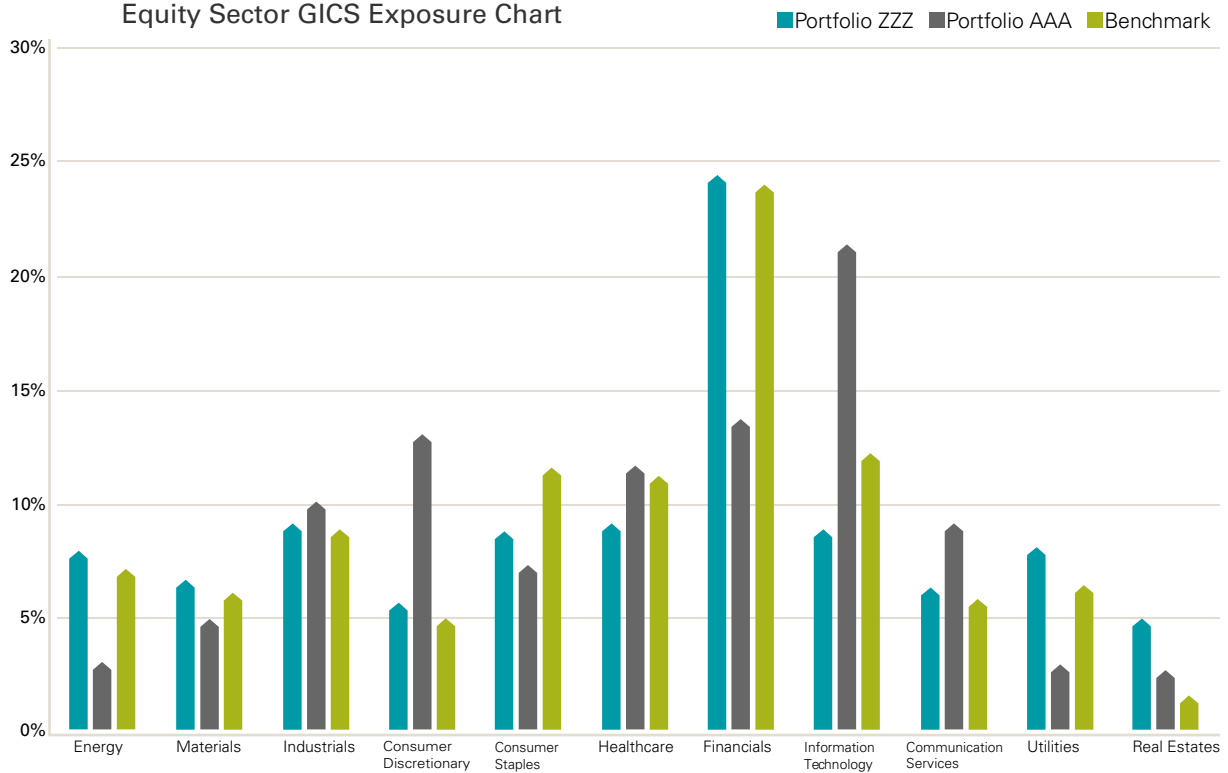
Asset Class	Portfolio ZZZ	Portfolio AAA	Benchmark
Stocks	74.22%	69.75%	70%
Bonds (including cash)	25.78%	30.25%	30%

Once we look at the broad asset class exposure, we can see that Portfolio ZZZ might be generating higher returns due to higher allocation to equities. Since asset allocation is typically responsible for ~90% of the variability of returns, according to Vanguard research, this may be a key driver of the outperformance versus its benchmark. Also, this raises an important question about benchmarking. Given that Portfolio ZZZ's mandate is to have a strategic asset allocation of 30% to bonds, is there a possible additional source of risk if the portfolio is consistently tilted towards equities?

### Sector and Style

We dig deeper and look at the equity exposures, beginning with its sector allocation. Since Portfolio ZZZ is invested in mostly high dividend equities, it is concentrated in fewer sectors. Relative to its benchmark it is fairly aligned, with some small deviations mainly a result of the sub-asset allocation and stock picking. Relative to Portfolio AAA, however, Portfolio ZZZ exhibits a strong relative overweight to financials, real estate, utilities and the highly volatile energy sector. Since high dividend payers are typically concentrated in a few sectors which exhibit a value tilt, Portfolio ZZZ also exhibits a strong value bias relative to Portfolio AAA. Also, since value stocks are typically more cyclical, Portfolio ZZZ also has higher beta (market risk) and the higher sector portfolio concentration has also resulted in a higher volatility, as measured by its standard deviation.

## Equity Sector GICS Exposure Chart



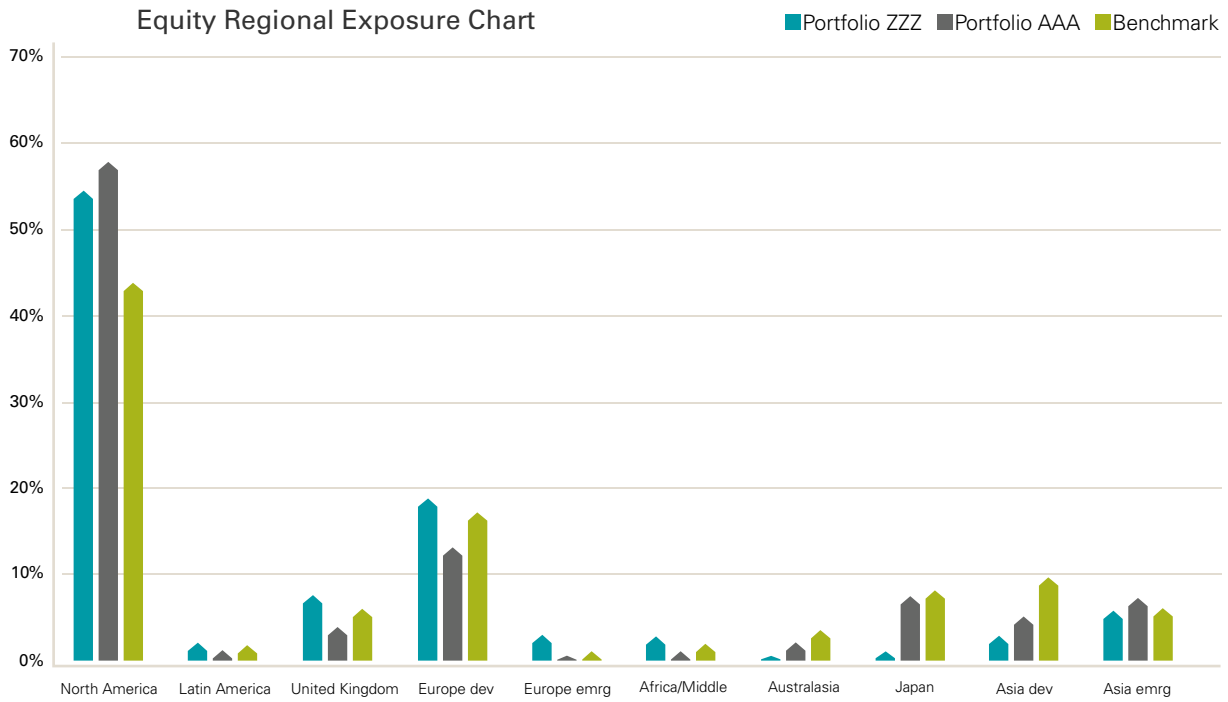
### Equity Style Exposures

■ Portfolio ZZZ ■ Portfolio AAA ■ Benchmark

*Portfolio ZZZ has a strong value tilt relative to Portfolio AAA*

## Geographic Allocation

Next, we look at the equity exposures on a regional basis. Relative to its benchmark, we see that Portfolio ZZZ has an overweight to North America and a underweight to Japan and Asia. Relative to the Portfolio AAA, it is underweight North America, Japan and Developed Asia, while having a greater overweight to Developed Europe, UK and Emerging Europe. There is nothing inherently wrong with these positions, if they reflect the investor’s intentions. What we should also understand, however, is that there is likely to be a cascade of further consequences that may or may not be intended. The cause of the high relative European equity exposures in Portfolio ZZZ should be explored further to understand if this is the result of the client’s sub-asset allocation or the fund manager’s stock picking.



## Fixed Income Credit Quality

Within the fixed income exposure of Portfolio ZZZ, we note that approximately half of the fixed income assets are below investment grade. Some of these relatively riskier fixed income holdings exhibit a high correlation to equities, providing little diversification benefits to clients and limited downside protection in bear markets. Since markets have generally been rising over the last decade, would it be reasonable to conclude that the portfolio has outperformed Portfolio AAA not due to security selection but partly due to a tilt towards riskier fixed income securities? In contrast, Portfolio AAA has no exposure to non-investment grade fixed income, typically generating stronger portfolio diversification in times of high market volatility, which is likely why the portfolio exhibits lower overall risk.

## Fixed Income Credit Quality Exposures

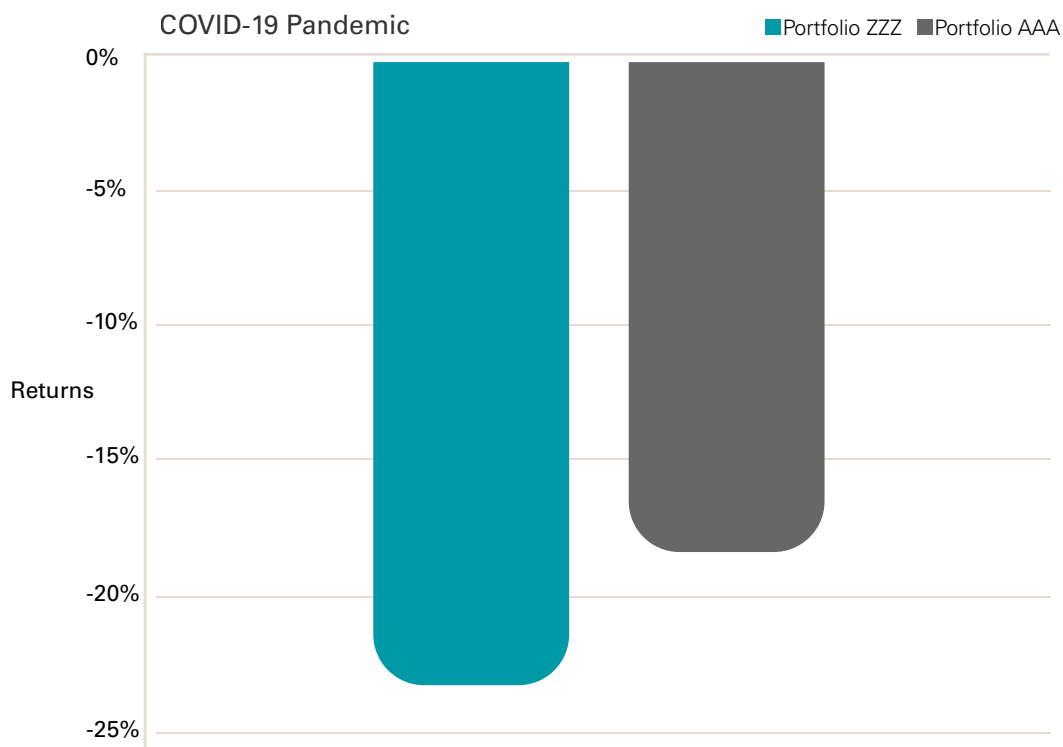


### Implementation Considerations

There is also the issue of complexity, due diligence and costs to consider when evaluating Portfolio ZZZ and Portfolio AAA. Portfolio ZZZ has eight active managers within the portfolio whereas Portfolio AAA employs a core-satellite approach, using three passive and three active managers. By having exposure to only three active strategies, across different asset classes, Portfolio AAA is fairly easy to monitor and control for unintended risk exposures. On the other hand, Portfolio ZZZ has numerous active managers for similar asset classes and styles, leading to overlap and duplication in some instances. This can be problematic if, for example, two active managers both make a significant active bet on overweighting energy stocks. This action could increase risk exposures at an inopportune moment and result in an unintended outcome for the end investor. For clients using multiple active managers in a portfolio, it is critical to invest the time to perform proper due diligence and intimately understand their investment process in order to reduce portfolio concentration risks. Active managers also generally have higher costs thus in order to outperform they have to overcome a hurdle rate that may or may not be sustainable in the long run. Portfolio ZZZ's hurdle rate in terms of costs is 0.52% compared to Portfolio AAA's 0.28%.

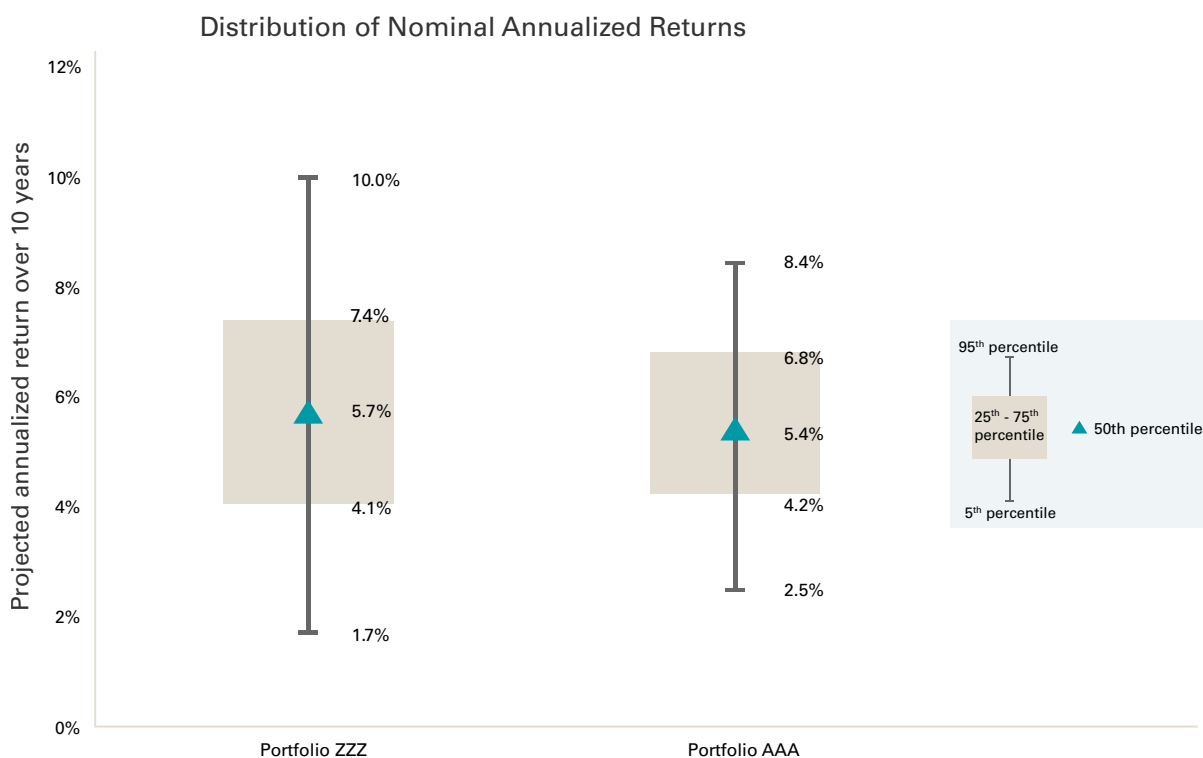
### Scenario Analysis

We can also compare Portfolio ZZZ to benchmark using scenario analysis. This will assist the client in understanding potential factor risk exposures relative to historical or simulated scenarios. During historical events such as the COVID-19 pandemic, we see that the Portfolio ZZZ had a drawdown of -23.49%, while Portfolio AAA had a drawdown of only -18.56%. This could indicate that there may be significant tail risk with Portfolio ZZZ. Tail risk are events that are improbable and ones which can be highly impactful. Are clients able to handle this much risk in a 70/30 portfolio?



### Forward Looking (ex-ante) Analysis

Finally, the portfolio can also be evaluated using Vanguard's Capital Market Model to generate a forecast of long-term asset-returns, using a probabilistic framework. The Vanguard Capital Markets Model accounts for non-normal distributions (that is, fatter distribution tails), serial correlation and cross-asset correlation, overcoming some of the inherent flaws with ex-post analysis. As we can see from the graph below, the forward-looking return estimate for Portfolio ZZZ at the 50th percentile is 5.7%, with a potential range of outcomes falling between 1.7% and 10.0% at the 5% and 95% percentiles. However, looking at Portfolio AAA, the 50th percentile return estimate is 5.4%, with a 5th and 95th percentile return estimate of 2.5% and 8.4% percent respectively. Portfolio AAA shows a smaller distribution of outcomes, leading to a higher likelihood to meet the client's objectives. Equally important is to analyze forward-looking estimates for other risk/return metrics, both on a real and nominal basis. The Vanguard Capital Markets Model allows for these capabilities and can help inform portfolio construction decisions.



## Conclusion

To conclude the analysis, let's revisit the performance of the Portfolio ZZZ and Portfolio AAA. At a cursory glance, it appeared that Portfolio ZZZ was delivering on its intended outcomes, even after accounting for its relatively higher cost. After careful analysis, we have uncovered some hidden biases. Portfolio ZZZ has greater sector concentration, more exposure to non-investment grade fixed income, performs worse on key scenario analysis and has relatively higher distribution of return outcomes based on our forward looking estimates. Ex-post or historical performance analysis only told us part of the story. Now, after incorporating a multi-lens view to portfolio construction, we can better understand potential portfolio risks and make a better determination as to which portfolio would help deliver on our intended client outcome.

**Connect with Vanguard®** > [www.vanguardsouthamerica.com](http://www.vanguardsouthamerica.com)

VIGM, S.A. de C.V. Asesor en Inversiones Independiente ("Vanguard Mexico") registration number: 30119-001-(14831)-19/09/2018. The registration of Vanguard Mexico before the Comisión Nacional Bancaria y de Valores ("CNBV") as an Asesor en Inversiones Independiente is not a certification of Vanguard Mexico's compliance with regulation applicable to Advisory Investment Services (Servicios de Inversión Asesorados) nor a certification on the accuracy of the information provided herein. The supervision scope of the CNBV is limited to Advisory Investment Services only and not all services provided by Vanguard Mexico.

This material is solely for informational purposes and does not constitute an offer or solicitation to sell or a solicitation of an offer to buy any security, nor shall any such securities be offered or sold to any person, in any jurisdiction in which an offer, solicitation, purchase or sale would be unlawful under the securities law of that jurisdiction. Reliance upon information in this material is at the sole discretion of the reader.

Securities information provided in this document must be reviewed together with the offering information of each of the securities which may be found on Vanguard's website: <https://www.vanguardmexico.com/web/cf/mexicoinstitutional/en/home> or [www.vanguard.com](http://www.vanguard.com)

Vanguard Mexico may recommend products of The Vanguard Group Inc. and its affiliates and such affiliates and their clients may maintain positions in the securities recommended by Vanguard Mexico.

ETF can be bought and sold only through a broker and cannot be redeemed with the issuing fund other than in very large aggregations. Investing in ETFs entails stockbroker commission and a bid-offer spread which should be considered fully before investing. The market price of ETF Shares may be more or less than net asset value.

All investments are subject to risk, including the possible loss of the money you invest. Investments in bond funds are subject to interest rate, credit, and inflation risk. Governmental backing of securities apply only to the underlying securities and does not prevent share-price fluctuations. High-yield bonds generally have medium- and lower-range credit quality ratings and are therefore subject to a higher level of credit risk than bonds with higher credit quality ratings.

**There is no guarantee that any forecasts made will come to pass. Past performance is no guarantee of future results.**

Prices of mid- and small-cap stocks often fluctuate more than those of large-company stocks. Funds that concentrate on a relatively narrow market sector face the risk of higher share-price volatility. Stocks of companies are subject to national and regional political and economic risks and to the risk of currency fluctuations, these risks are especially high in emerging markets. Changes in exchange rates may have an adverse effect on the value, price or income of a fund.

The information contained in this material derived from third-party sources is deemed reliable, however Vanguard Mexico and The Vanguard Group Inc. are not responsible and do not guarantee the completeness or accuracy of such information.

This document should not be considered as an investment recommendation, a recommendation can only be provided by Vanguard Mexico upon completion of the relevant profiling and legal processes.

This document is for educational purposes only and does not take into consideration your background and specific circumstances nor any other investment profiling circumstances that could be material for taking an investment decision. We recommend to obtain professional advice based on your individual circumstances before taking an investment decision.



These materials are intended for institutional use only and not for public distribution. The information contained herein does not constitute an offer or solicitation and may not be treated as such in any jurisdiction where such an offer or solicitation is against the law, or to anyone for whom it is unlawful to make such an offer or solicitation, or if the person making the offer or solicitation is not qualified to do so. Materials are provided only for their exclusive use and shall not be distributed to any other individual or entity. Broker-dealers, advisers, and other intermediaries must determine whether their clients are eligible for investment in the products discussed herein.

All investments are subject to risk, including the possible loss of the money you invest. Investments in bond funds are subject to interest rate, credit, and inflation risk. There is no guarantee that any forecasts made will come to pass. Past performance is no guarantee of future results.

THESE MATERIALS ARE PROVIDED AT THE REQUEST OF AND FOR THE EXCLUSIVE USE OF RECIPIENT AND CONTAIN HIGHLY CONFIDENTIAL INFORMATION, WHICH SHALL NOT BE REPRODUCED OR TRANSMITTED TO ANY THIRD PARTIES WITHOUT VANGUARD'S PRIOR WRITTEN CONSENT. THE CONTENTS OF THESE MATERIALS SHALL NOT BE UNDERSTOOD AS AN OFFER OR SOLICITATION TO BUY OR SELL SECURITIES IN BRAZIL AND VANGUARD IS NOT MAKING ANY REPRESENTATION WITH RESPECT TO THE ELIGIBILITY OF ANY RECIPIENT OF THESE MATERIALS TO ACQUIRE THE INTERESTS IN THE SECURITIES DESCRIBED HEREIN UNDER THE LAWS OF BRAZIL. SUCH SECURITIES HAVE NOT BEEN REGISTERED IN BRAZIL AND NONE OF THE INTERESTS IN SUCH SECURITIES MAY BE OFFERED, SOLD, OR DELIVERED, DIRECTLY OR INDIRECTLY, IN BRAZIL OR TO ANY RESIDENT OF BRAZIL EXCEPT PURSUANT TO THE APPLICABLE LAWS AND REGULATIONS OF BRAZIL.

PROVIDED AT THE REQUEST OF AND FOR THE EXCLUSIVE USE OF THE RECIPIENT. THE CONTENTS OF THIS DOCUMENT SHALL NOT BE UNDERSTOOD AS AN OFFER OR SOLICITATION TO BUY OR SELL SECURITIES IN BRAZIL AND VANGUARD IS NOT MAKING ANY REPRESENTATION WITH RESPECT TO THE ELIGIBILITY OF ANY RECIPIENT OF THIS DOCUMENT TO INVEST IN SECURITIES DESCRIBED HEREIN

This document is provided at the request of and for the exclusive use of the recipient and does not constitute, and is not intended to constitute, a public offer in the Republic of Colombia, or an unlawful promotion of financial/capital market products. The offer of the financial products described herein is addressed to fewer than one hundred specifically identified investors. The financial products described herein may not be promoted or marketed in Colombia or to Colombian residents, unless such promotion and marketing is made in compliance with Decree 2555/2010 and other applicable rules and regulations related to the promotion of foreign financial/capital market products in Colombia.

The financial products described herein are not and will not be registered before the Colombian National Registry of Securities and Issuers (Registro Nacional de Valores y Emisores - RNVE) maintained by the Colombian Financial Superintendency, or before the Colombian Stock Exchange. Accordingly, the distribution of any documentation in regard to the financial products described here in will not constitute a public offering of securities in Colombia.

The financial products described herein may not be offered, sold or negotiated in Colombia, except under circumstances which do not constitute a public offering of securities under applicable Colombian securities laws and regulations; provided that, any authorized person of a firm authorized to offer foreign securities in Colombia must abide by the terms of Decree 2555/2010 to offer such products privately to its Colombian clients.

The distribution of this material and the offering of securities may be restricted in certain jurisdictions. The information contained in this material is for general guidance only, and it is the responsibility of any person or persons in possession of this material and wishing to make application for securities to inform themselves of, and to observe, all applicable laws and regulations of any relevant jurisdiction. Prospective applicants for securities should inform themselves of any applicable legal requirements, exchange control regulations and applicable taxes in the countries of their respective citizenship, residence or domicile.

This offer conforms to General Rule No. 336 of the Chilean Financial Market Commission (Comisión para el Mercado Financiero). The offer deals with securities not registered under Securities Market Law, nor in the Securities Registry nor in the Foreign Securities Registry of the Chilean Financial Market Commission, and therefore such securities are not subject to its oversight. Since such securities are not registered in Chile, the issuer is not obligated to provide public information in Chile regarding the securities. The securities shall not be subject to public offering unless they are duly registered in the corresponding Securities Registry in Chile. The issuer of the securities is not registered in the Registries maintained by the Chilean Financial Market Commission, therefore it is not subject to the supervision of the Chilean Financial Market Commission or the obligations of continuous information.

The securities described herein have not been registered under the Peruvian Securities Market Law (Decreto Supremo No 093-2002-EF) or before the Superintendencia del Mercado de Valores (the "SMV"). There will be no public offering of the securities in Peru and the securities may only be offered or sold to institutional investors (as defined in Appendix 1 of the Institutional Investors Market Regulation) in Peru by means of a private placement. The securities offered and sold in Peru may not be sold or transferred to any person other than an institutional investor unless such securities have been registered with the Registro Público del Mercado de Valores kept by the SMV. The SMV has not reviewed the information provided to the investor. This material is for the exclusive use of institutional investors in Peru and is not for public distribution.

The financial products described herein may be offered or sold in Bermuda only in compliance with the provisions of the Investment Business Act 2003 of Bermuda. Additionally, non-Bermudian persons may not carry on or engage in any trade or business in Bermuda unless such persons are authorized to do so under applicable Bermuda legislation. Engaging in the activity of offering or marketing the financial products described herein in Bermuda to persons in Bermuda may be deemed to be carrying on business in Bermuda.

Vanguard Mexico does not intend, and is not licensed or registered, to conduct business in, from or within the Cayman Islands, and the interests in the financial products described herein shall not be offered to members of the public in the Cayman Islands.

The financial products described herein have not been and will not be registered with the Securities Commission of The Bahamas. The financial products described herein are offered to persons who are non-resident or otherwise deemed non-resident for Bahamian Exchange Control purposes. The financial products described herein are not intended for persons (natural persons or legal entities) for which an offer or purchase would contravene the laws of their state (on account of nationality or domicile/registered office of the person concerned or for other reasons). Further, the offer constitutes an exempt distribution for the purposes of the Securities Industry Act, 2011 and the Securities Industry Regulations, 2012 of the Commonwealth of The Bahamas.

This document is not, and is not intended as, a public offer or advertisement of, or solicitation in respect of, securities, investments, or other investment business in the British Virgin Islands ("BVI"), and is not an offer to sell, or a solicitation or invitation to make offers to purchase or subscribe for, any securities, other investments, or services constituting investment business in BVI. Neither the securities mentioned in this document nor any prospectus or other document relating to them have been or are intended to be registered or filed with the Financial Services Commission of BVI or any department thereof.

This document is not intended to be distributed to individuals that are members of the public in the BVI or otherwise to individuals in the BVI. The funds are only available to, and any invitation or offer to subscribe, purchase, or otherwise acquire such funds will be made only to, persons outside the BVI, with the exception of persons resident in the BVI solely by virtue of being a company incorporated in the BVI or persons who are not considered to be "members of the public" under the Securities and Investment Business Act, 2010 ("SIBA").

Any person who receives this document in the BVI (other than a person who is not considered a member of the public in the BVI for purposes of SIBA, or a person resident in the BVI solely by virtue of being a company incorporated in the BVI and this document is received at its registered office in the BVI) should not act or rely on this document or any of its contents.

El presente documento no constituye una oferta o una solicitud de oferta de inversión en los valores descritos en el mismo. El presente documento está dirigido exclusivamente a inversionistas profesionales / sofisticados en los Estados Unidos y es exclusivamente de carácter informativo. Los valores solo están disponibles para inversionistas finales fuera de los Estados Unidos, por lo que este documento no deberá ser distribuido a inversionistas en los Estados Unidos. Aquella entidad que utilice o reenvíe este material, elaborado por VIGM, S.A. de C.V., Asesor de Inversiones Independiente en México, a cualquier otra parte será el único responsable del cumplimiento de la regulación en dicha distribución.

This document does not constitute an offer or solicitation to invest in the securities mentioned herein. It is directed at professional / sophisticated investors in the United States for their use and information. The Fund is only available for investment by non-U.S. investors, and this document should not be given to a retail investor in the United States. Any entity responsible for forwarding this material, which is produced by VIGM, S.A. de C.V., Asesor de Inversiones Independiente in Mexico, to other parties takes responsibility for ensuring compliance with applicable securities laws in connection with its distribution.

For institutional and sophisticated investors only. Not for public distribution.