

OCTOBER 2024

Active Fixed Income Perspectives Q4 2024: Temperature check

Key takeaways

Performance

The Bloomberg U.S. Aggregate Index soared in the third quarter, with its 5.20% advance representing the second-highest quarterly return since 1996. Municipal bonds also performed well, with a 2.71% return. Higher expectations for an aggressive start to the Federal Reserve's interest rate-cutting cycle boosted bond prices and drove yields lower. Treasury rates across the curve have moved up since mid-September, pressuring recent returns.

Looking ahead

A surprisingly robust September payrolls report tempered expectations for further slowing in the economy. Additional rate cuts will hinge on incoming jobs data, but the Fed must also watch inflation risks. U.S. elections may inject volatility, but we expect bonds to perform well in a range of economic scenarios and to act as a reliable ballast to equity volatility.

Approach

With strong growth and a proactive Fed, the risk of a U.S. recession next year remains low, a sentiment reflected in market prices. We remain constructive on credit but conscious of expensive valuations and possible downside risk.

Sara Devereux, Global Head of Fixed Income Group

Chris Alwine, CFA Global Head of Credit

Roger Hallam, CFA Global Head of Rates

Paul Malloy, CFA Head of U.S. Municipals

Dan Larkin, CFA Senior Investment Specialist Active Fixed Income

Nathaniel Earle, CFA Senior Investment Specialist Active Fixed Income

Contents

Keeping soft landing hopes alive	2
Economy, policy, and markets.....	3
Portfolio positioning and strategy.....	4
Current positioning in taxable portfolios.....	6
Distressed emerging markets sovereigns offer compelling new opportunities	7

Keeping soft landing hopes alive

Milton Friedman, the late economist and Nobel laureate, once compared a central bank's task to a "fool in the shower," meaning someone who can't wait for the right temperature to set in. It was a metaphor comparing the delays in hot and cold water traveling through home plumbing to the long and variable lags in monetary policy.¹

Now 64 years later, the job of a central banker is just as difficult, but the availability and range of leading economic indicators has much improved. For example, data from our phones now tracks customers foot traffic into malls and stores, allowing the market to see trends sooner.

So far in this cycle, monetary policy has had delayed impacts, yet the markets seem to believe the Fed's control of the U.S. economy is now akin to employing an app-controlled smart shower. Prices reflect a belief that central banks will be able to normalize policy without economic cost.

With the global interest rate-cutting cycle underway, the probability of that occurring has meaningfully improved. Nonetheless, history suggests that the path to a soft landing is difficult.

Temperature check

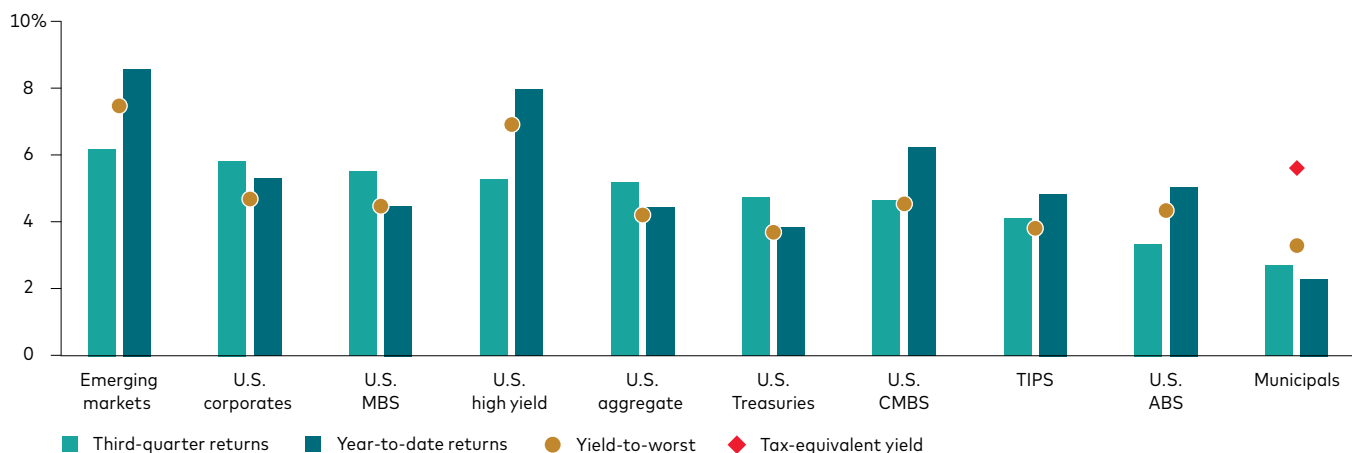
Over the long term, starting yields have consistently been reliable indicators of fixed income returns, and disciplined active management can enhance these returns. While average yields have fallen from peak levels, they remain attractive relative to recent history and expected inflation. Moreover, the current level of 10-year real yields (10-year nominal yields less expected inflation) sits well above levels observed for most of the post-financial-crisis era.

Investors can still lock in income at respectable levels, with the potential for significantly higher returns if the economy softens faster than expected and rates decline meaningfully.

When taking a shower, at some point, the warm water runs out. For those seeking clearer guidance in the markets about a better entry point in fixed income, it's a good time to check the temperature.

It's possible we'll see flashes of hotter inflation, but the cooler economy that we expect over the coming months should create a comfortable environment for bonds.

Fixed income sector returns and yields



Note: The municipal tax-equivalent yield is calculated using a 40.8% tax bracket, which includes a 37.0% top federal marginal income tax rate and the 3.8% net investment income tax to fund Medicare.

Sources: Bloomberg indexes and JPMorgan, as of September 30, 2024.

Past performance is no guarantee of future returns. The performance of an index is not an exact representation of any particular investment, as you cannot invest directly in an index.

¹ Friedman, Milton. *A Program for Monetary Stability*, Fordham University Press, 1960.

Economy, policy, and markets

In September, the Fed joined an expanding cohort of central banks that have initiated a downward shift in policy rates as global inflation pressures declined toward more acceptable levels.

The Fed's decision to lower rates by 50 basis points signals a proactive approach to better align monetary policy with recent inflation and labor market trends. In our view, more Fed easing this year lowers the probability of a recession next year, but the overwhelmingly positive September payrolls data showed that there's little case for another 50-basis-point rate cut in November.

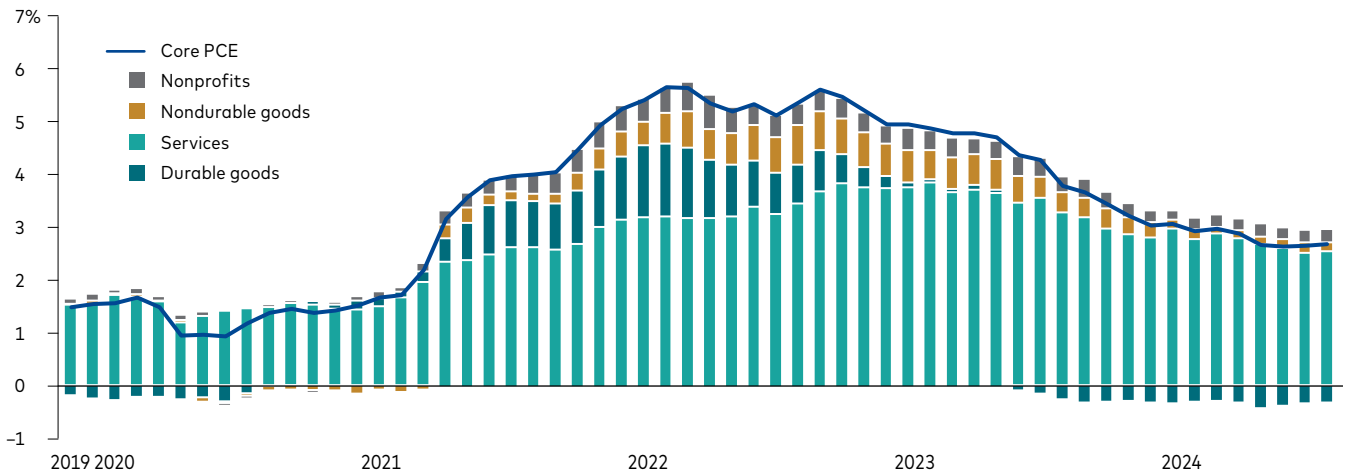
Observed weakness in labor market data in the third quarter was the catalyst for markets to price in an aggressive path for rate cuts, which pushed yields lower across the curve throughout

August and into September. As the economic narrative has turned more positive, 10-year Treasury yields have retraced back to the 4% levels last seen at the end of July.

With a roughly 4% unemployment rate and annualized wage growth holding at 4%, markets are rationally repricing their expectations for Fed cuts in 2024. We maintain our expectation of 25-basis-point cuts in November and December, predicated more on the Fed looking to normalize policy than feeling an urgency to "save the labor market."

Central banks now have ample room to continue cutting rates at whatever pace is needed to provide the appropriate cushion if growth is at risk. We're focused on identifying asymmetric opportunities where market expectations dislocate from our view of fair value.

Core Personal Consumption Expenditures (PCE) Price Index shows strength in services



Source: Bureau of Economic Analysis, from November 31, 2019 through August 31, 2024.

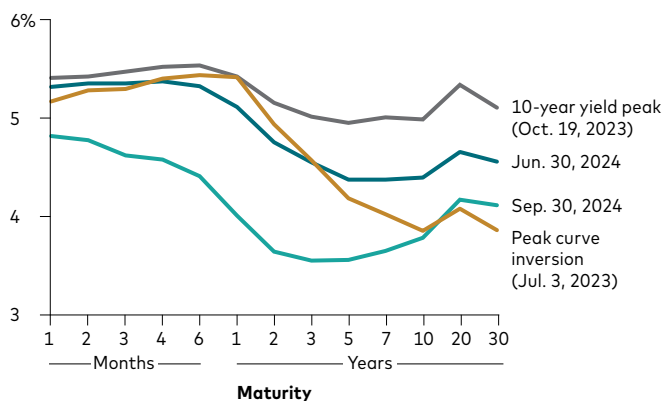
Portfolio positioning and strategy

Our central scenario remains that the U.S. economy will slow to below-trend growth but avoid recession. We expect the yield curve to revert toward its typical upward-sloping shape. In early September, the slope between 2-year and 10-year yields flipped positive for the first time since July 2022. By the start of the fourth quarter, Treasury yields were priced for about 140 basis points of additional rate cuts over the next 12 months.

As has been the situation all year, rates markets have been volatile while credit markets have been steadier. Fixed income credit has performed well, and spreads above Treasuries across most sectors have stayed range-bound around what we consider rich levels. Credit has been buoyed by strong underlying fundamentals, and investors have viewed any spread widening as an invitation to buy.

Our portfolios are set up to make the most of opportunities across credit sectors, but we're more selective about lower-quality issuers that have greater sensitivity to economic weakness. Historically, when economic growth has slowed but stayed positive, higher-quality fixed income has done well. We're sticking to that playbook for now.

U.S. Treasury yield curve: Change has come in waves



Source: Bloomberg, as of September 30, 2024.

Past performance is no guarantee of future returns.

Rates

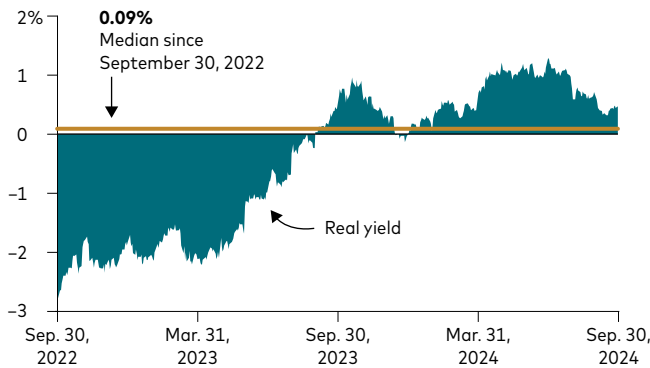
Duration and Curve: With Treasury yields back up near 4%, we see more room for rates to rally than to sell-off further over the medium term. If recession fears re-emerge on weaker data, it's possible for rates to plunge below 3%. Signs of economic strength could push yields higher, but current coupon income provides substantial price cushion for investors.

As of early October, the yield on the Bloomberg U.S. Aggregate Index was 4.50%, which means rates would need to rise more than 75 basis points before investors would see negative returns over the next year. That asymmetric risk profile paints a positive picture for bonds.

In our portfolios, we're approaching our rates positioning more tactically over the near term. Yields are reasonably priced for a backdrop in which the economy holds up and the expectation holds that the Fed will continue to cut rates. We continue to look for attractive entry points to position our portfolios longer in duration, as we expect growth to slow into next year.

Outside the U.S.: We continue to believe that quantitative tightening and further rate hikes by the Bank of Japan will pressure the Japanese government bond yield curve higher and flatter. We remain short and positioned for flattening. In Europe, we're long on euro rates versus U.S. rates. That's because a weaker European growth outlook should result in the European Central Bank (ECB) delivering a faster pace of easing relative to the Fed, and the market has not yet priced in that scenario.

10-year U.S. Treasury real yield (yield-to-worst minus Core Consumer Price Index)



Source: Bloomberg, as of September 30, 2024.

Credit

The Fed's strong start to the easing cycle, combined with solid flows into bonds, has provided additional support to spread sectors. Higher-rated credit performance has been driven by the decline in rates, while lower-quality credit has benefited from higher starting yields and relative stability in spread levels.

Those investors who have favored the lower rungs have enjoyed the returns so far. The biggest risk to credit performance is the possibility of a U.S. recession, but sustained evidence of a soft landing could push tight spreads even tighter.

We remain constructive on higher-quality credit, but we're more valuation-conscious across lower-quality segments with narrow spreads. Greater price dispersion across lower-quality segments offers attractive security selection opportunities but not enough yield pickup for large allocations.

Fixed income credit index returns

		Third quarter	Year-to-date
U.S. corporates	AA	6.1%	4.3%
	A	5.9%	5.1%
	BBB	5.8%	5.7%
	BB	4.3%	6.8%
	B	4.5%	7.1%
U.S. leveraged loans	CCC	10.2%	12.5%
	BB	2.3%	6.0%
	B	3.5%	8.4%
European corporates (USD hedged)	CCC	8.3%	20.4%
	AA	3.6%	4.4%
	A	3.6%	4.6%
	BBB	3.8%	5.6%
	BB	7.4%	7.2%
EM sovereign credit (U.S. dollar-based)	B	8.4%	9.3%
	CCC	10.6%	9.6%
	Investment-grade	5.6%	5.1%
	High yield	6.7%	12.2%
	All	6.2%	8.6%
EM corporate credit	Investment-grade	4.4%	6.6%
	High yield	4.6%	11.8%
	All	4.5%	8.5%
EM local debt	Returns for bonds based in local currency	4.1%	5.8%
	Returns after hedged to U.S. dollar	9.0%	4.9%
ABS	AAA	3.4%	5.0%
	Non-AAA	3.3%	6.2%
CMBS	AAA	4.6%	5.9%
	AA	4.8%	6.2%
	A	4.1%	14.6%
	BBB	2.1%	12.6%

Source: Bloomberg, as of September 30, 2024.

Past performance is no guarantee of future returns. The performance of an index is not an exact representation of any particular investment, as you cannot invest directly in an index.

Current positioning in taxable portfolios

	Exposure	View	Strategy
Rates	U.S. duration & curve	<ul style="list-style-type: none"> • 10-year yields close to fair value for soft-landing scenario. Higher yields toward 4.25% would provide an opportunity to add duration. • Yields have room to decline substantially if recession probabilities rise. 	<ul style="list-style-type: none"> • Neutral duration, with a focus on tactical trading opportunities where markets dislocate from our outlook. • Would look to add duration in a yield backup.
	Global duration & curve	<ul style="list-style-type: none"> • Bank of Japan policy normalization to pressure Japanese government bond yield curve higher/flatter. • We think deeper cuts may be necessary for the ECB and see the Bank of England lagging other developed central banks. 	<ul style="list-style-type: none"> • Underweight Japanese government bonds and in yield-curve flatteners. • Short 10-year U.S. and U.K. bonds vs. German bunds. • Selective exposure to peripheral European government bonds.
	Mortgage-backed securities (MBS)/ agencies	<ul style="list-style-type: none"> • MBS index spread valuations are near year-to-date tight. • We are more defensive on this sector, expecting implied volatility to remain elevated. 	<ul style="list-style-type: none"> • We are underweight recently issued coupons. • Lower coupon bonds offer better risk/reward.
Credit	Investment-grade (IG) corporates	<ul style="list-style-type: none"> • Spreads remain well supported by strong investor demand and lower supply through year-end. • Expensive valuations are justified given the economy and balance-sheet health. 	<ul style="list-style-type: none"> • Front-end bonds offer more attractive valuations. • By credit quality, we see more opportunities in BBB rated bonds. By sector, we like banks and utilities. • Would look to add exposure if spreads widen.
	High-yield corporates	<ul style="list-style-type: none"> • Our outlook continues to be constrained by rich valuations, particularly in higher-rated segments. • Credit fundamentals are favorable. • We see more opportunities in stressed and distressed issuers but remain highly selective. 	<ul style="list-style-type: none"> • We hold a lower-than-average allocation to this sector. • Focus is on bottom-up security selection as dispersion across issuers remains high.
	Emerging markets	<ul style="list-style-type: none"> • Added exposure when spreads widened in August. • New issuance through year-end will be muted. • A return of fund flows could drive spreads tighter. 	<ul style="list-style-type: none"> • Targeting names with greater resilience to a downturn. • Highly selective in lower-quality bonds.
	Structured products	<ul style="list-style-type: none"> • Heavy asset-backed securities (ABS) supply pushed spreads wider and made valuations more attractive relative to IG corporates. • The potential for lower rates is a positive scenario for refinancing and property values in commercial real estate. 	<ul style="list-style-type: none"> • We like below-AAA-rated ABS opportunities with strong credit enhancement and attractive spread pickup to IG corporates. • In commercial MBS, 5-year AAA bonds are attractive in absolute terms and relative to higher-rated corporates.

Distressed emerging markets sovereigns offer compelling new opportunities

A potentially rewarding class of emerging markets (EM) debt has, like the mythological Phoenix, arisen from the ashes of sovereign defaults.

The new debt offers opportunities for active managers who can identify successful issuers that are returning to the bond markets after restructuring.

It also offers EM countries—many in Africa, where some experts believe the Phoenix myth originated—the chance to build credibility in the eyes of investors, allowing them access to the capital markets and lower credit costs over time.

The new bond design came after a wave of EM sovereigns defaulted during the COVID-19 pandemic. Since the start of 2024, four EM sovereign bond issuers have completed—or are soon to complete—restructuring negotiations designed to put them on a more sustainable footing.

Sri Lanka, Ghana, and Zambia are among the issuers whose bonds have posted significant returns as their debt restructurings approached their conclusion. Zambian bonds, for example, have returned approximately 25% through September 30. For some countries, much of the return materialized before the new bonds were issued. But for Ghana, a sizeable rally took place during the first week in the life of the new instruments.

Innovative new bond features

Unlike the legacy bonds they replace, the new instruments come with a range of contingency provisions.

The contingencies are linked to the sovereign meeting certain financial performance targets. When triggered, bondholders could receive a higher coupon, faster amortization, and greater replenishment of the initial principal "haircut" or a mix of these elements.

Factors that trigger contingency provisions should be transparent, easy to track, and not subject to potential manipulation. For example, with the new bonds issued by the Zambian

government, the payouts are linked in part to the country's output and price of copper, one of its chief exports. Both of these figures are regularly published and can be monitored.

The International Monetary Fund (IMF) has played a key role in facilitating the negotiations. An IMF debt sustainability analysis provides a credible baseline source for valuing the payouts linked to the newly restructured debt.

A risk-managed approach

Our active EM fixed income team aims to take positions in distressed sovereign issuers that are near or in default, ideally before their restructurings have been finalized.

Once the restructuring terms have been agreed, the value of the sovereign's existing bonds can rise significantly, generating outsized returns for investors who entered the position early enough and at the right price.

Year-to-date total returns of distressed EM sovereign issuers

Country	YTD return
Kenya	9.3%
Angola	9.5%
Sri Lanka	10.6%
Ethiopia	16.1%
Ghana	22.2%
Zambia	24.6%
Egypt	30.1%
Ukraine	33.4%
Pakistan	40.1%
Argentina	51.9%

Source: Vanguard, using JPMorgan research. Calculations based on the total returns of individual countries' sovereign debt, for the period from January 1, 2024, through September 30, 2024. Returns in USD.

Past performance is no guarantee of future returns.

Vanguard active bond funds and ETFs

Vanguard active bond funds and ETFs		Admiral™ Shares or ETF ticker symbol	Expense ratio*
Global/ international	Emerging Markets Bond Fund	VEMBIUA	0.60%
	Global Credit Bond Fund	VGCIUHA	0.35%

Vanguard index bond ETFs

Total market	Total Bond Market	BND	0.03%
	Short-Term Bond	BSV	0.04%
	Intermediate-Term Bond	BIV	0.04%
	Long-Term Bond	BLV	0.04%
Treasuries	Treasury 0-1 Year Bond UCITS (Accumulating)	VDST	0.05%
	Treasury 0-1 Year Bond UCITS (MXN Hedged) (Accumulating)	VMSTx	0.10%
	USD Treasury Bond UCITS (Accumulating)	VDTA	0.07%
	USD Treasury Bond UCITS (Distributing)	VDTY	0.05%
	Short-Term Treasury	VGSH	0.04%
	Intermediate-Term Treasury	VGIT	0.04%
	Long-Term Treasury	VGLT	0.04%
	Extended Duration Treasury	EDV	0.06%
Corporates	Total Corporate Bond	VTC	0.04%
	USD Corporate Bond UCITS (Accumulating)	VDPA	0.09%
	USD Corporate Bond UCITS (Distributing)	VDPC	0.09%
	USD Corporate 1-3 Year Bond UCITS (Accumulating)	VDCA	0.09%
	USD Corporate 1-3 Year Bond UCITS (Distributing)	VDUC	0.09%
	Intermediate-Term Corporate Bond	VCIT	0.04%
	Long-Term Corporate Bond	VCLT	0.04%
	ESG USD Corporate UCITS	V3SD	0.11%
	ESG EUR Corporate UCITS	V3RE	0.11%
	USD Corporate 1-3 Year Bond UCITS (MXN Hedged)	VMCAx	0.14%
Global	Total World Bond	BNDW	0.05%
	Global Aggregate Bond UCITS (Accumulating) (USD hedged)	VAGU	0.10%
	Total International Bond	BNDX	0.07%
	Emerging Markets Government Bond	VWOB	0.20%
	USD Emerging Markets Gov. Bond UCITS (Accumulating)	VDEA	0.25%
	USD Emerging Markets Gov. Bond UCITS (Distributing)	VDET	0.25%
	EUR Eurozone Government Bond UCITS (Accumulating)	VGEA	0.07%
	EUR Eurozone Government Bond UCITS (Distributing)	VETY	0.07%
	EUR Corporate Bond UCITS (Accumulating)	VECA	0.09%
	EUR Corporate Bond UCITS (Distributing)	VECP	0.09%
Other	Mortgage-Backed Securities	VMBS	0.04%
	Short-Term Inflation-Protected Securities	VTIP	0.04%
	ESG Corporate Bond	VCEB	0.12%
	Short-Term Corporate Bond	VCSH	0.04%

Active fixed income leadership team



Sara Devereux
Global Head of Fixed
Income Group
In industry since 1992



Chris Alwine, CFA
Global Head of Credit
In industry since 1990



Roger Hallam, CFA
Global Head of Rates
In industry since 2000



Paul Malloy, CFA
Head of U.S.
Municipals
In industry since 2005

Active fixed income at Vanguard

\$469B

Vanguard Global Active
Bond AUM

\$276B Vanguard Global Active
Taxable Bond AUM

\$193B Vanguard Global Active
Municipal Bond AUM

25+ Portfolio managers

35+ Traders

60+ Credit research analysts

130+ Dedicated team members

* As reported in each fund's prospectus. A fund's current expense ratio may be higher or lower than the figure shown.

Note: Data as of September 30, 2024.

For more information about active fixed income, speak with your financial advisor.

Connect with Vanguard®

For more information about Vanguard funds or Vanguard ETFs, visit advisors.vanguard.com or call 800-997-2798 to obtain a prospectus or, if available, a summary prospectus. Investment objectives, risks, charges, expenses, and other important information about a fund are contained in the prospectus; read and consider it carefully before investing.

Vanguard ETF Shares are not redeemable with the issuing Fund other than in very large aggregations worth millions of dollars. Instead, investors must buy and sell Vanguard ETF Shares in the secondary market and hold those shares in a brokerage account. In doing so, the investor may incur brokerage commissions and may pay more than net asset value when buying and receive less than net asset value when selling.

Past performance is no guarantee of future results. All investing is subject to risk, including possible loss of principal. Diversification does not ensure a profit or protect against a loss.

Bonds of companies based in emerging markets are subject to national and regional political and economic risks and to the risk of currency fluctuations. These risks are especially high in emerging markets.

High-yield bonds generally have medium- and lower-range credit-quality ratings and are therefore subject to a higher level of credit risk than bonds with higher credit-quality ratings. U.S. government backing of Treasury or agency securities applies only to the underlying securities and does not prevent share price fluctuations. Unlike stocks and bonds, U.S. Treasury bills are guaranteed as to the timely payment of principal and interest.

Bond funds are subject to interest rate risk, which is the chance bond prices overall will decline because of rising interest rates, and credit risk, which is the chance a bond issuer will fail to pay interest and principal in a timely manner or that negative perceptions of the issuer's ability to make such payments will cause the price of that bond to decline.

Investments in bonds issued by non-U.S. companies are subject to risks including country/regional risk and currency risk.

Although the income from a municipal bond fund is exempt from federal tax, you may owe taxes on any capital gains realized through the fund's trading or through your own redemption of shares. For some investors, a portion of the fund's income may be subject to state and local taxes, as well as to the federal Alternative Minimum Tax.

Be aware that fluctuations in the financial markets and other factors may cause declines in the value of your account. There is no guarantee that any particular asset allocation or mix of funds will meet your investment objectives or provide you with a given level of income.

CFA® is a registered trademark owned by CFA Institute.

The Vanguard logo, featuring the word "Vanguard" in a bold, red, serif font with a registered trademark symbol.

© 2024 The Vanguard Group, Inc.
All rights reserved. Vanguard Marketing Corporation, Distributor.

FAFIXINC 102024

Investment Products: Not a Deposit • Not FDIC Insured • Not Guaranteed by the Bank • May Lose Value • Not Insured by Any Federal Government Agency

Important Information

VIGM, S.A. de C.V. Asesor en Inversiones Independiente ("Vanguard Mexico") registration number: 30119-001-(14831)-19/09/2018. The registration of Vanguard Mexico before the Comisión Nacional Bancaria y de Valores ("CNBV") as an Asesor en Inversiones Independiente is not a certification of Vanguard Mexico's compliance with regulation applicable to Advisory Investment Services (Servicios de Inversión Asesorados) nor a certification on the accuracy of the information provided herein. The supervision scope of the CNBV is limited to Advisory Investment Services only and not all services provided by Vanguard Mexico.

This material is solely for informational purposes and does not constitute an offer or solicitation to sell or a solicitation of an offer to buy any security, nor shall any such securities be offered or sold to any person, in any jurisdiction in which an offer, solicitation, purchase or sale would be unlawful under the securities law of that jurisdiction. Reliance upon information in this material is at the sole discretion of the recipient.

Securities information provided in this document must be reviewed together with the offering information of each of the securities which may be found on Vanguard's website: <https://www.vanguardmexico.com/institutional/products/en/list/overview> or www.vanguard.com

Vanguard Mexico may recommend products of The Vanguard Group Inc. and its affiliates and such affiliates and their clients may maintain positions in the securities recommended by Vanguard Mexico.

ETFs can be bought and sold only through a broker and cannot be redeemed with the issuing fund other than in very large aggregations. Investing in ETFs entails stockbroker commission and a bid-offer spread which should be considered fully before investing. The market price of ETF Shares may be more or less than net asset value.

All investments are subject to risk, including the possible loss of the money you invest. Investments in bond funds are subject to interest rate, credit, and inflation risk. Governmental backing of securities applies only to the underlying securities and does not prevent share-price fluctuations. High-yield bonds generally have medium- and lower-range credit quality ratings and are therefore subject to a higher level of credit risk than bonds with higher credit quality ratings.

There is no guarantee that any forecasts made will come to pass. Past performance is no guarantee of future results.

Prices of mid- and small-cap stocks often fluctuate more than those of large-company stocks. Funds that concentrate on a relatively narrow market sector face the risk of higher share-price volatility. Stocks of companies are subject to national and regional political and economic risks and to the risk of currency fluctuations, these risks are especially high in emerging markets. Changes in exchange rates may have an adverse effect on the value, price or income of a fund.

The information contained in this material derived from third-party sources is deemed reliable, however Vanguard Mexico and The Vanguard Group Inc. are not responsible and do not guarantee the completeness or accuracy of such information.

This document should not be considered as an investment recommendation, a recommendation can only be provided by Vanguard Mexico upon completion of the relevant profiling and legal processes.

This document is for educational purposes only and does not take into consideration your background and specific circumstances nor any other investment profiling circumstances that could be material for taking an investment decision. We recommend getting professional advice based on your individual circumstances before taking an investment decision.

These materials are intended for institutional and sophisticated investors use only and not for public distribution.

Materials are provided only for the recipient's exclusive use and shall not be distributed to any other individual or entity. Broker-dealers, advisers, and other intermediaries must determine whether their clients are eligible for investment in the products discussed herein.

The information contained herein does not constitute an offer or solicitation and may not be treated as such in any jurisdiction where such an offer or solicitation is against the law, or to anyone for whom it is unlawful to make such an offer or solicitation, or if the person making the offer or solicitation is not qualified to do so.

THESE MATERIALS ARE PROVIDED FOR THE EXCLUSIVE USE OF RECIPIENT AND CONTAIN HIGHLY CONFIDENTIAL INFORMATION, WHICH SHALL NOT BE REPRODUCED OR TRANSMITTED TO ANY THIRD PARTIES WITHOUT VANGUARD'S PRIOR WRITTEN CONSENT. THE CONTENTS OF THESE MATERIALS SHALL NOT BE UNDERSTOOD AS AN OFFER OR SOLICITATION TO BUY OR SELL SECURITIES IN BRAZIL AND VANGUARD IS NOT MAKING ANY REPRESENTATION WITH RESPECT TO THE ELIGIBILITY OF ANY RECIPIENT OF THESE MATERIALS TO ACQUIRE THE INTERESTS IN THE SECURITIES DESCRIBED HEREIN UNDER THE LAWS OF BRAZIL. SUCH SECURITIES HAVE NOT BEEN REGISTERED IN BRAZIL AND NONE OF THE INTERESTS IN SUCH SECURITIES MAY BE OFFERED, SOLD, OR DELIVERED, DIRECTLY OR INDIRECTLY, IN BRAZIL OR TO ANY RESIDENT OF BRAZIL EXCEPT PURSUANT TO THE APPLICABLE LAWS AND REGULATIONS OF BRAZIL.

THIS DOCUMENT WAS SENT BY VANGUARD SPECIFICALLY TO ITS RECIPIENT AND CONTAINS HIGHLY CONFIDENTIAL INFORMATION, WHICH SHALL NOT BE REPRODUCED OR TRANSMITTED TO ANY THIRD PARTIES WITHOUT VANGUARD'S PRIOR AND WRITTEN CONSENT. THE CONTENTS OF THIS MESSAGE SHALL NOT BE UNDERSTOOD AS AN OFFER OR SOLICITATION TO BUY OR SELL SECURITIES IN BRAZIL.

This document is provided at the request of and for the exclusive use of the recipient and does not constitute, and is not intended to constitute, a public offer in the Republic of Colombia, or an unlawful promotion of financial/capital market products. The offer of the financial products described herein is addressed to fewer than one hundred specifically identified investors. The financial products described herein may not be promoted or marketed in Colombia or to Colombian residents, unless such promotion and marketing is made in compliance with Decree 2555/2010 and other applicable rules and regulations related to the promotion of foreign financial/capital market products in Colombia.

The financial products described herein are not and will not be registered before the Colombian National Registry of Securities and Issuers (Registro Nacional de Valores y Emisores - RNVE) maintained by the Colombian Financial Superintendency, or before the Colombian Stock Exchange. Accordingly, the distribution of any documentation in regard to the financial products described here in will not constitute a public offering of securities in Colombia.

The financial products described herein may not be offered, sold or negotiated in Colombia, except under circumstances which do not constitute a public offering of securities under applicable Colombian securities laws and regulations; provided that, any authorized person of a firm authorized to offer foreign securities in Colombia must abide by the terms of Decree 2555/2010 to offer such products privately to its Colombian clients.

The distribution of this material and the offering of securities may be restricted in certain jurisdictions. The information contained in this material is for general guidance only, and it is the responsibility of any person or persons in possession of this material and wishing to make application for securities to inform themselves of, and to observe, all applicable laws and regulations of any relevant jurisdiction. Prospective applicants for securities should inform themselves of any applicable legal requirements, exchange control regulations and applicable taxes in the countries of their respective citizenship, residence or domicile.

This document and its content should not be considered as an offer, if it were the case the offer of the securities described herein would be made in accordance with general rule No. 336 of the Financial Market Commission (Comisión para el Mercado Financiero). The securities described herein are not registered under Securities Market Law, nor in the Securities Registry nor in the Foreign Securities Registry of the Chilean Financial Market Commission, and therefore such securities are not subject to its oversight. Since such securities are not registered in Chile, the issuer is not obligated to provide public information in Chile regarding the securities. The securities shall not be subject to public offering unless they are duly registered in the corresponding Securities Registry in Chile. The issuer of the securities is not registered in the Registries maintained by the Chilean Financial Market Commission, therefore it is not subject to the supervision of the Chilean Financial Market Commission or the obligations of continuous information.

El presente documento y su contenido no deberá considerarse como una oferta, en su caso la oferta de los valores aquí descritos se realizaría conforme a la norma de carácter general No. 336 de la Comisión para el Mercado Financiero. Los valores aquí descritos, al ser valores no inscritos bajo la Ley de Mercado de Valores en el Registro de Valores o en el Registro de Valores extranjeros que lleva la Comisión para el Mercado Financiero, no están sujetos a la fiscalización de ésta. Por tratarse de valores no inscritos, no existe la obligación por parte del emisor de entregar en Chile información pública respecto de esos valores. Los valores no podrán ser objeto de oferta pública mientras no sean inscritos en el Registro de Valores correspondiente. El emisor de los valores no se encuentra inscrito en los Registros que mantiene la Comisión para el Mercado Financiero, por lo que no se encuentra sometido a la fiscalización de la Comisión para el Mercado financiero ni a las obligaciones de información continua.

The securities described herein have not been registered under the Peruvian Securities Market Law (Decreto Supremo No 093-2002-EF) or before the Superintendencia del Mercado de Valores (the "SMV"). There will be no public offering of the securities in Peru and the securities may only be offered or sold to institutional investors (as defined in Appendix I of the Institutional Investors Market Regulation) in Peru by means of a private placement. The securities offered and sold in Peru may not be sold or transferred to any person other than an institutional investor unless such securities have been registered with the Registro Público del Mercado de Valores kept by the SMV. The SMV has not reviewed the information provided to the investor. This material is for the exclusive use of institutional investors in Peru and is not for public distribution.

The financial products described herein may be offered or sold in Bermuda only in compliance with the provisions of the Investment Business Act 2003 of Bermuda. Additionally, non-Bermudian persons may not carry on or engage in any trade or business in Bermuda unless such persons are authorized to do so under applicable Bermuda legislation. Engaging in the activity of offering or marketing the financial products described herein in Bermuda to persons in Bermuda may be deemed to be carrying on business in Bermuda.

Vanguard Mexico does not intend, and is not licensed or registered, to conduct business in, from or within the Cayman Islands, and the interests in the financial products described herein shall not be offered to members of the public in the Cayman Islands.

The financial products described herein have not been and will not be registered with the Securities Commission of The Bahamas. The financial products described herein are offered to persons who are non-resident or otherwise deemed non-resident for Bahamian Exchange Control purposes. The financial products described herein are not intended for persons (natural persons or legal entities) for which an offer or purchase would contravene the laws of their state (on account of nationality or domicile/registered office of the person concerned or for other reasons). Further, the offer constitutes an exempt distribution for the purposes of the Securities Industry Act, 2011 and the Securities Industry Regulations, 2012 of the Commonwealth of The Bahamas.

This document is not, and is not intended as, a public offer or advertisement of, or solicitation in respect of, securities, investments, or other investment business in the British Virgin Islands ("BVI"), and is not an offer to sell, or a solicitation or invitation to make offers to purchase or subscribe for, any securities, other investments, or services constituting investment business in BVI. Neither the securities mentioned in this document nor any prospectus or other document relating to them have been or are intended to be registered or filed with the Financial Services Commission of BVI or any department thereof.

This document is not intended to be distributed to individuals that are members of the public in the BVI or otherwise to individuals in the BVI. The funds are only available to, and any invitation or offer to subscribe, purchase, or otherwise acquire such funds will be made only to, persons outside the BVI, with the exception of persons resident in the BVI solely by virtue of being a company incorporated in the BVI or persons who are not considered to be "members of the public" under the Securities and Investment Business Act, 2010 ("SIBA").

Any person who receives this document in the BVI (other than a person who is not considered a member of the public in the BVI for purposes of SIBA, or a person resident in the BVI solely by virtue of being a company incorporated in the BVI and this document is received at its registered office in the BVI) should not act or rely on this document or any of its contents.

Vanguard represents and agrees that it has not offered or sold, and will not offer or sell, any ETFs or Mutual Funds to the public in Uruguay, except in circumstances which do not constitute a public offering or distribution under Uruguayan laws and regulations. Neither Vanguard ETFs or Mutual Funds nor issuer are or will be registered with the Superintendency of Financial Services of the Central Bank of Uruguay to be publicly offered in Uruguay.

This document is not intended to provide tax advice or make an exhaustive analysis of the tax regime of the securities described herein. We strongly recommend seeking professional tax advice from a tax specialist.

Bloomberg® and Bloomberg Indexes mentioned herein are service marks of Bloomberg Finance LP and its affiliates, including Bloomberg Index Services Limited ("BISL"), the administrator of the index (collectively, "Bloomberg") and have been licensed for use for certain purposes by Vanguard. Bloomberg is not affiliated with Vanguard and Bloomberg does not approve, endorse, review, or recommend the Financial Products included in this document. Bloomberg does not guarantee the timeliness, accurateness or completeness of any data or information related to the Financial Products included in this document.

Vanguard Mexico is not responsible for and does not prepare, edit, or endorse the content, advertising, products, or other materials on or available from any website owned or operated by a third party that may be linked to this email/document via hyperlink. The fact that Vanguard Mexico has provided a link to a third party's website does not constitute an implicit or explicit endorsement, authorization, sponsorship, or affiliation by Vanguard with respect to such website, its content, its owners, providers, or services. You shall use any such third-party content at your own risk and Vanguard Mexico is not liable for any loss or damage that you may suffer by using third party websites or any content, advertising, products, or other materials in connection therewith.

Connect with Vanguard®

Vanguard®

© 2024 The Vanguard Group, Inc.
All rights reserved.